

**Modular Cooking Range Line
 thermaline 90 - 40 lt Well Freestanding
 Electric Pasta Cooker, 1 Side, H=700-
 Marine**

ITEM # _____

MODEL # _____

NAME # _____

SIS # _____

AIA # _____



589864 (MCKEEADDDM) 40lt electric Pasta Cooker,
 one-side operated - Marine

Short Form Specification

Item No. _____

Unit constructed according to DIN 18860_2 with 20 mm drop nose top and 70 mm recessed plinth. Internal frame for heavy duty sturdiness in stainless steel. 2 mm top in 1.4301 (AISI 304). Flat surface construction, easily cleanable. THERMODUL connection system enables seamless worktop when units are connected and avoids soil penetrating. Appliance which can also be used to cook noodles of every kind, rice, dumplings and vegetables. Water basin in 1.4435 (AISI 316L) stainless steel, with automatic constant water level re-fill and water temperature regulation via sensors. Integrated drip tray to drain baskets. Compatible with automatic basket lifting system to facilitate lifting operations. Safety systems and automatic low-water level shut-off protect against overheating. All-round basin raised edges to protect against soil infiltration. Standby function saves energy and quickly recovers maximum power. Metal knobs with embedded hygienic silicon "soft" grip enable easier handling and cleaning. IPX5 water resistant certification.
 Configuration: Freestanding, One-side operated.

Main Features

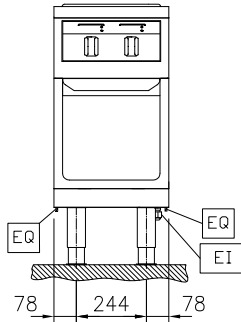
- All major components may be easily accessed from the front.
- THERMODUL connection system creates a seamless work top when units are connected to each other thus avoiding soil penetrating vital components and facilitating the removal of units in case of replacement or service.
- Metal knobs with embedded hygienic silicon "soft" grip for easier handling and cleaning. The special design of the controls prevent infiltration of liquids or soil into vital components.
- Constant water level refill.
- Automatic low-water level shut-off: no accidental over-heating.
- Provided with integrated drip zone on which baskets can be placed for draining purposes.
- In addition to cooking pasta, the appliance can be used for noodles of every kind, rice, dumplings and vegetables.
- IPX5 water resistance certification.
- Easy to clean basin with rounded corners.
- Large visible digital display manufactured in tempered glass to resist heat and chemicals, showing temperatures or power settings. The display also shows on/off status of the appliance and on/off status of the heating elements.
- Raised edge all around the well to protect from infiltration of dirt from worktop.
- Safety systems protect against overtemperature and can be manually reset.
- Automatic two-speed water refill regulated by water level sensor at maximum or minimum volume.
- Water temperature controlled by electronic sensor and can be selected as either temperature or power levels.
- Possibility of food re-generation thanks to electronic temperature control.

Construction

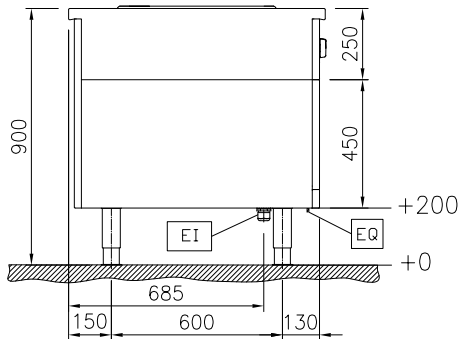
- 2 mm top in 1.4301 (AISI 304).
- Unit constructed according to DIN 18860_2 with 20 mm drop nose top and 70 mm recessed plinth.
- Flat surface construction with minimal hidden areas to easily clean all surfaces
- Water basin in 1.4435 (AISI 316L) stainless steel is seamlessly welded into the top of the appliance.
- Internal frame for heavy duty sturdiness in stainless steel.

APPROVAL: _____

Front

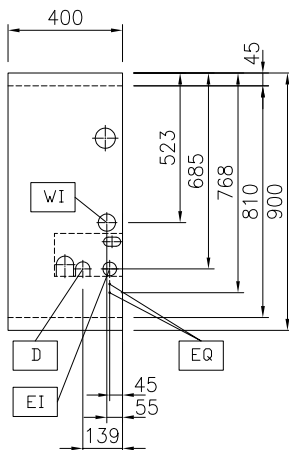


Side



D = Drain
 EI = Electrical inlet (power)
 EQ = Equipotential screw
 WI = Water inlet

Top


Electric
Supply voltage:

589864 (MCKEEADDDM) 440 V/3 ph/50/60 Hz

Total Watts:

ISO 9001; ISO 14001 kW

Water:
Incoming Cold/hot Water line
size: 3/4"

Drain line size: 1"

Key Information:

Configuration:	On Base;One-Side Operated
Number of wells:	1
Usable well dimensions (width):	300 mm
Usable well dimensions (height):	320 mm
Usable well dimensions (depth):	515 mm
Well capacity:	38 lt MIN; 40 lt MAX
Thermostat Range:	40 °C MIN; 90 °C MAX
External dimensions, Width:	400 mm
External dimensions, Depth:	900 mm
External dimensions, Height:	700 mm
Net weight:	70 kg

Sustainability
Current consumption: 13.2 Amps

Optional Accessories

• Connecting rail kit, 900mm	PNC 912502	<input type="checkbox"/>	• Side reinforced panel only in combination with side shelf, for back-to-back installations, left	PNC 913275	<input type="checkbox"/>
• Stainless steel side panel, 900x700mm, freestanding	PNC 912512	<input type="checkbox"/>	• Side reinforced panel only in combination with side shelf, for back-to-back installation, right	PNC 913276	<input type="checkbox"/>
• Portioning shelf, 400mm width	PNC 912522	<input type="checkbox"/>	• Additional wall mounting fixation - US	PNC 913640	<input type="checkbox"/>
• Portioning shelf, 400mm width	PNC 912552	<input type="checkbox"/>	• Stainless steel lower side panel (12,5mm), 900x300mm, left side, wall mounted	PNC 913643	<input type="checkbox"/>
• Folding shelf, 300x900mm	PNC 912581	<input type="checkbox"/>	• Stainless steel lower side panel (12,5mm), 900x300mm, right side, wall mounted	PNC 913644	<input type="checkbox"/>
• Folding shelf, 400x900mm	PNC 912582	<input type="checkbox"/>	• Wall mounting kit for units - TL85/90 - Factory Fitted (H=700)	PNC 913655	<input type="checkbox"/>
• Fixed side shelf, 200x900mm	PNC 912589	<input type="checkbox"/>	• Filter W=400mm	PNC 913663	<input type="checkbox"/>
• Fixed side shelf, 300x900mm	PNC 912590	<input type="checkbox"/>	• Stainless steel dividing panel, 900x700mm, (it should only be used between Electrolux Professional thermaline Modular 90 and thermaline C90)	PNC 913672	<input type="checkbox"/>
• Fixed side shelf, 400x900mm	PNC 912591	<input type="checkbox"/>	• Stainless steel side panel, 900x700mm, flush-fitting (it should only be used against the wall, against a niche and in between Electrolux Professional thermaline and ProThermetic appliances and external appliances - provided that these have at least the same dimensions)	PNC 913688	<input type="checkbox"/>
• Endrail kit, flush-fitting, left	PNC 913111	<input type="checkbox"/>			
• Endrail kit, flush-fitting, right	PNC 913112	<input type="checkbox"/>			
• 3 ergonomic baskets for 40lt pasta cooker	PNC 913124	<input type="checkbox"/>			
• 1 square basket for 40lt pasta cooker	PNC 913125	<input type="checkbox"/>			
• 1 ergonomic basket for 40lt pasta cooker	PNC 913126	<input type="checkbox"/>			
• False bottom for 40lt pasta cooker basket	PNC 913127	<input type="checkbox"/>			
• 3 baskets 1/3 GN for 40lt pasta cooker	PNC 913128	<input type="checkbox"/>			
• 2 baskets 1/2 GN for 40lt pasta cooker	PNC 913129	<input type="checkbox"/>			
• 3 round baskets for 40lt pasta cooker	PNC 913130	<input type="checkbox"/>			
• 6 round baskets for 40lt pasta cooker	PNC 913131	<input type="checkbox"/>			
• Grid support for round baskets	PNC 913132	<input type="checkbox"/>			
• Support frame for 6 round baskets	PNC 913133	<input type="checkbox"/>			
• 1 basket 1/1 GN for 40lt pasta cooker	PNC 913134	<input type="checkbox"/>			
• Lid for 40lt pasta cooker	PNC 913149	<input type="checkbox"/>			
• Endrail kit (12.5mm) for thermaline 90 units, left	PNC 913202	<input type="checkbox"/>			
• Endrail kit (12.5mm) for thermaline 90 units, right	PNC 913203	<input type="checkbox"/>			
• Stainless steel side panel, left, H=700	PNC 913222	<input type="checkbox"/>			
• Stainless steel side panel, right, H=700	PNC 913223	<input type="checkbox"/>			
• T-connection rail for back-to-back installations without backsplash	PNC 913227	<input type="checkbox"/>			
• Endrail kit, (12.5mm), for back-to-back installation, left	PNC 913251	<input type="checkbox"/>			
• Endrail kit, (12.5mm), for back-to-back installation, right	PNC 913252	<input type="checkbox"/>			
• Endrail kit, flush-fitting, for back-to-back installation, left	PNC 913255	<input type="checkbox"/>			
• Endrail kit, flush-fitting, for back-to-back installation, right	PNC 913256	<input type="checkbox"/>			
• Side reinforced panel only in combination with side shelf, for freestanding units	PNC 913260	<input type="checkbox"/>			